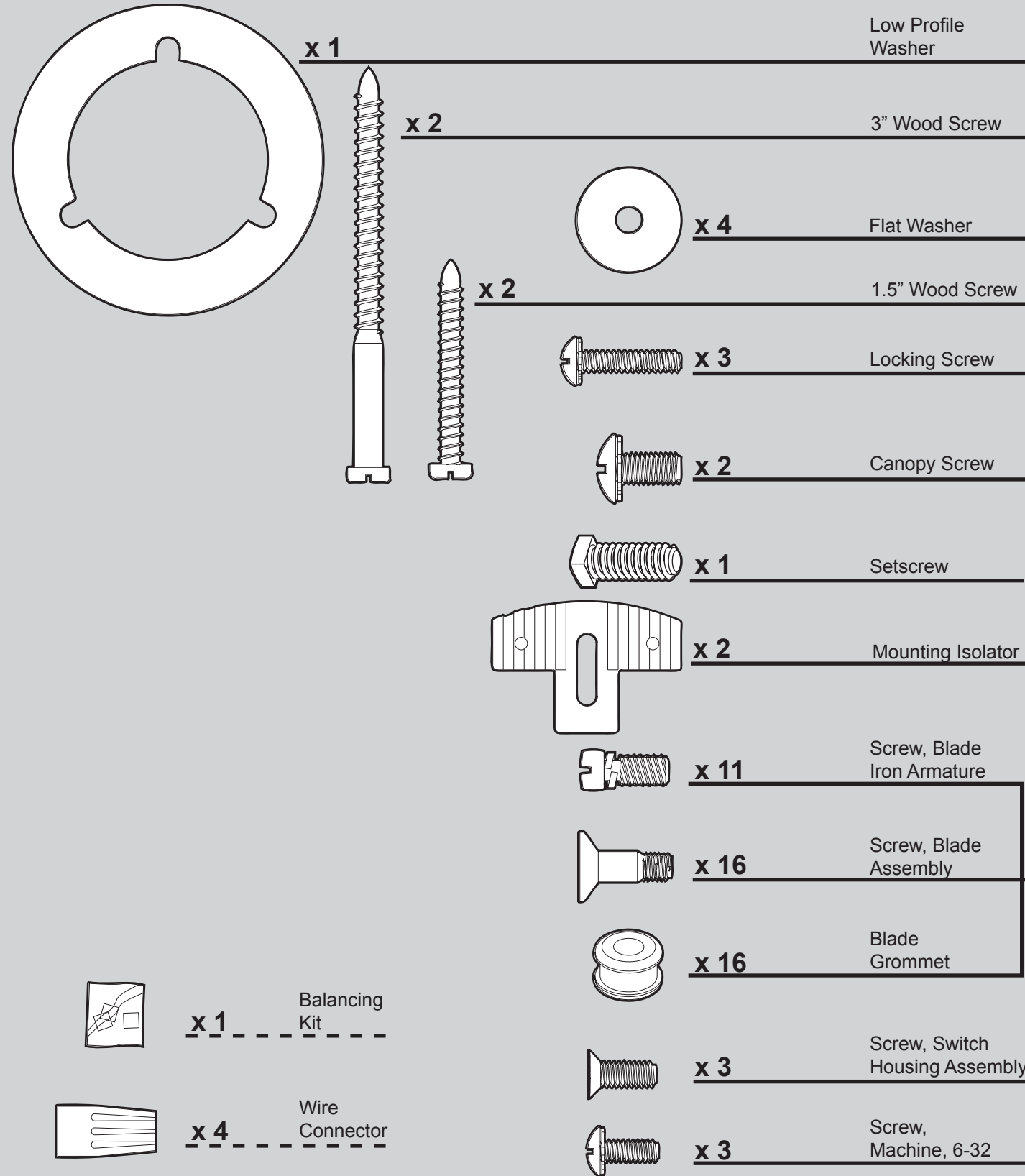


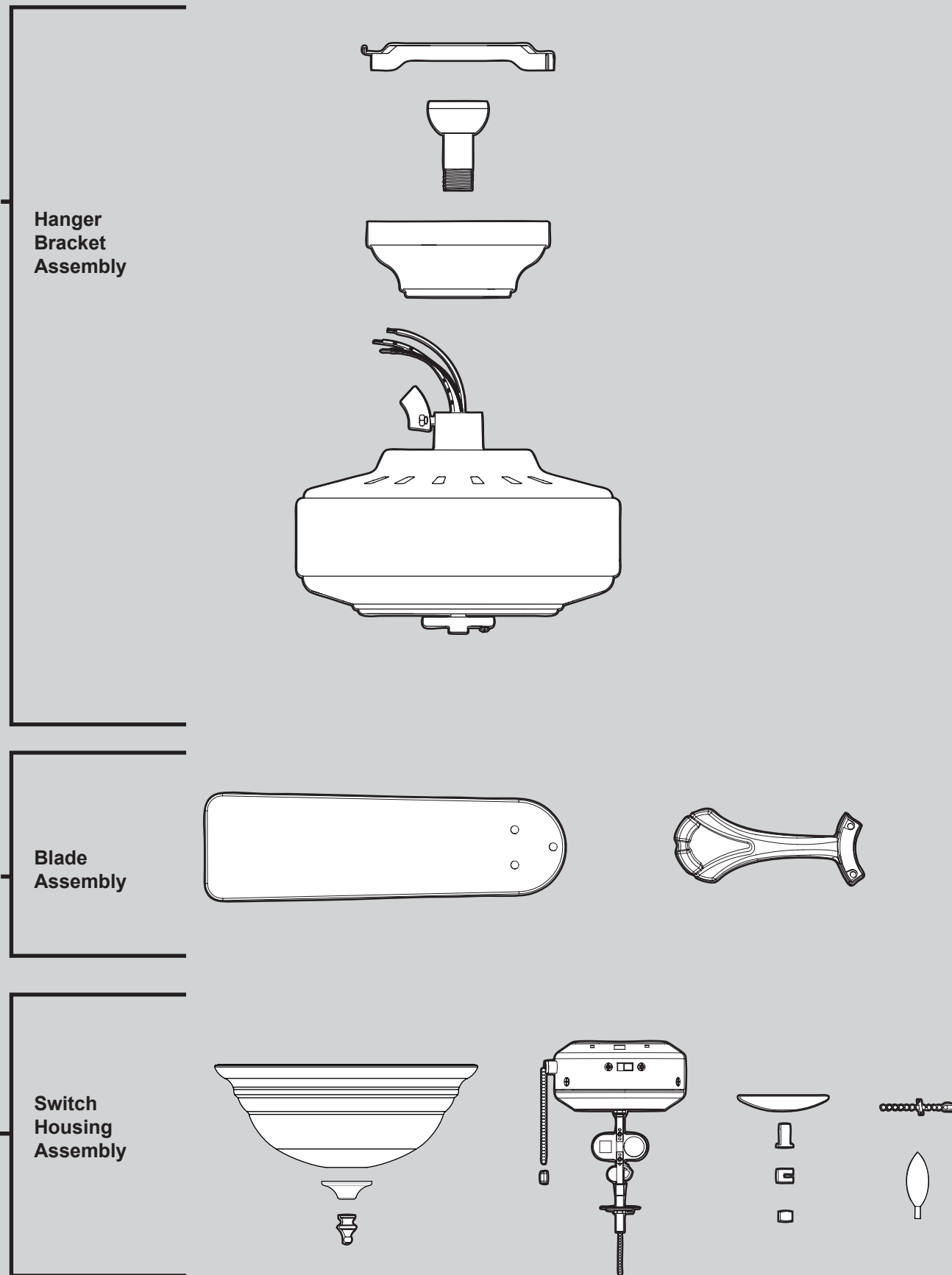
Hardware

(Drawn to Scale)

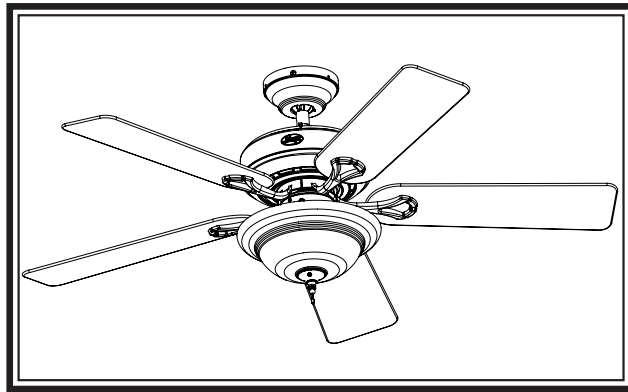


Fan Parts

(Not Drawn to Scale)



PARTS GUIDE



Hunter

Using this Parts Guide, make sure all parts are included in the box.

If parts are missing, **DO NOT RETURN**

THIS ITEM TO THE STORE, call 888-830-1326 for assistance.


THIS PARTS GUIDE IS FOR REFERENCE ONLY.

REFER TO THE INSTALLATION MANUAL FOR FULL ASSEMBLY INSTRUCTIONS.

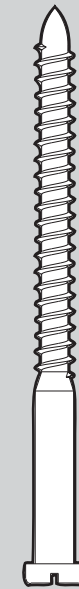
| Parts List | Model # | 20177 | 20178 |
|-----------------------------------|-------------|----------------|--------------|
| | Asm. Dwg. # | 99079-01 | 99079-02 |
| | Finish | Brushed Nickel | New Bronze |
| Item Name | Qty | Part # | Part # |
| Hanging System Kit | 1 | 96759-09 | 96759-30 |
| Ceiling Plate | | | |
| Canopy | | | |
| Canopy Trim Ring | | | |
| Hanger Ball / Downrod Assembly | | | |
| Setscrew | | | |
| Low Profile Washer | | | |
| Canopy Screw | | | |
| Wood Screw | | | |
| Flat Washer | | | |
| Mounting Isolator | | | |
| Screw, Low Profile | | | |
| Switch Housing Assembly | 1 | G1202-09 | G1202-30 |
| Light Kit Assembly | 1 | 96942-02 | 96942-02 |
| Blade Iron Set | 1 | 92805-05 | 92805-05 |
| Blade Set | 1 | G0677-53 | G0677-53 |
| Screw, Blade Iron Armature | 16 | 63755-05 | 63755-05 |
| Hardware Kit | 1 | 99079-00-860 | 99079-00-861 |
| Blade Assembly Screw | | | |
| Blade Grommet | | | |
| Screw, Machine, 6-32 | | | |
| Wire Connector | | | |
| Screw, Switch Housing Assembly | | | |
| Balancing Kit | 1 | 65666-01 | 65666-01 |
| Bottom Cap | 1 | 64349-02 | 64349-02 |
| Finial | 1 | 64350-02 | 64350-02 |
| Switch Housing Cover | 1 | 73853-01 | 73853-01 |
| Switch Housing Plug Button | 1 | 73854-01 | 73854-01 |
| Dummy Terminal, Male | 1 | 08198-01 | 08198-01 |
| Dummy Terminal, Female | 1 | 08200-01 | 08200-01 |
| Pull Chain Extension | 1 | 07611-05 | 07611-05 |
| Globe/Shade | 1 | 84602-04 | 84602-04 |
| Light bulb / Bulb | 2 | 77646-04 | 77646-04 |

Materiales

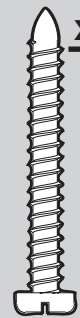
(no dibujados a escala)




x 1



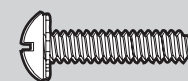
x 2



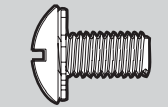
x 2



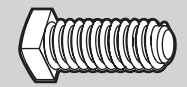
x 4



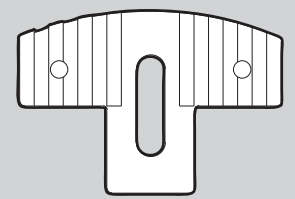
x 3



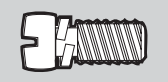
x 2



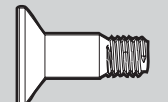
x 1



x 2



x 11



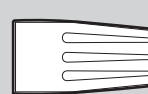
x 16



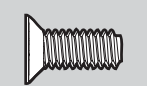
x 16



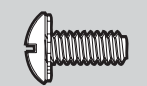
x 1



x 4



x 3



x 3

Roseta de perfil bajo

3" Tornillo de madera

Arandela plana

1.5" Tornillo de madera

Tornillo de fijación

Tornillo de campana

Tornillo prisionero

Aislador de montaje

Tornillo de armadura de soporte de paleta

Tornillo, de conjunto de paleta

Arandela de caucho de paleta

Kit de equilibrado

Empalme plástico

Tornillo, del conjunto de la caja del interruptor

Tornillo mecánico, 6-32

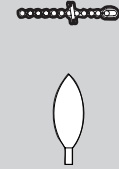
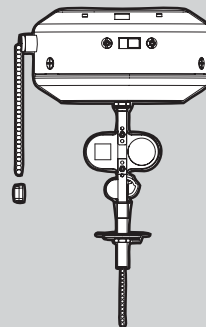
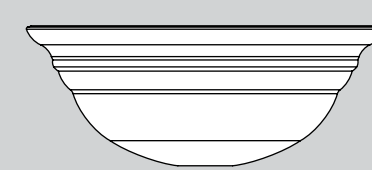
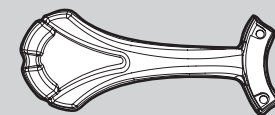
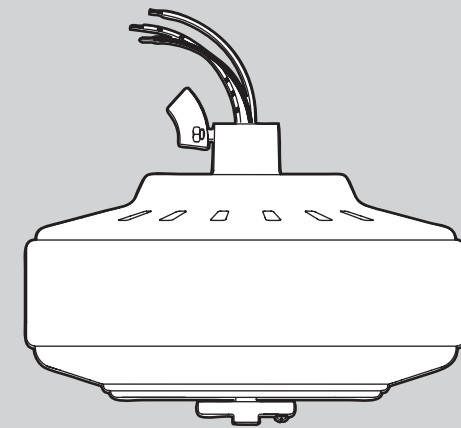

Piezas del ventilador

(no dibujadas a escala)

Conjunto del soporte de suspensión

de conjunto de paleta

Conjunto del interruptor

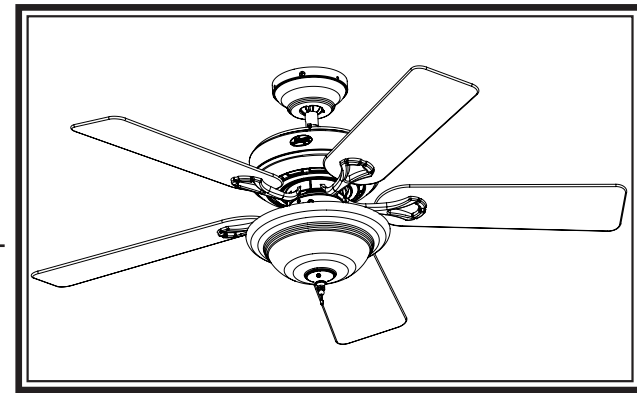


ALTO

Hunter

Consulte esta Guía de partes para asegurarse de que todas las partes estén incluidas en la caja.

Si falta alguna parte, NO DEVUELVA ESTE PRODUCTO A LA TIENDA. Solicite ayuda al 888-830-1326. ESTA GUÍA DE PARTES SOLAMENTE ES REFERENCIAL. CONSULTE LAS INSTRUCCIONES COMPLETAS DE ENSAMBLAJE EN EL MANUAL DE INSTALACIÓN



Lista de piezas

| Nombre del ítem | Cantidad | No. del modelo | | |
|---|----------|------------------------------|-----------------|-----------------|
| | | 20177 | 20178 | |
| | | No. del dibujo de ensamblaje | 99079-01 | 99079-02 |
| | | Acabado | Níquel Pulido | Bronce Nuevo |
| | | No. de la pieza | No. de la pieza | No. de la pieza |
| Kit del sistema de suspensión | 1 | 96759-09 | 96759-30 | |
| Placa de techo | | | | |
| Campana | | | | |
| Anillo de la moldura de campana | | | | |
| Bola de suspensión / Conjunto de varilla | | | | |
| Tornillo prisionero | | | | |
| Roseta de perfil bajo | | | | |
| Tornillo, de campana | | | | |
| Tornillo, de madera | | | | |
| Arandela, plana | | | | |
| Aislador de montaje | | | | |
| Tornillo, de roseta de perfil bajo | | | | |
| Conjunto del interruptor | 1 | G1202-09 | G1202-30 | |
| Conjunto del kit de luz | 1 | 96942-02 | 96942-02 | |
| Juego de soporte de paletas | 1 | 92805-05 | 92805-05 | |
| Juego de paletas | 1 | G0677-53 | G0677-53 | |
| Tornillo, de armadura de soporte de paleta | 16 | 63755-05 | 63755-05 | |
| Kit de materiales | 1 | 99079-00-860 | 99079-00-861 | |
| Tornillo, de conjunto de paleta | | | | |
| Arandela de caucho, de paleta | | | | |
| Tornillo, mecánico, 6-32 | | | | |
| Empalme plástico | | | | |
| Tornillo, del conjunto de la caja del interruptor | | | | |
| Kit de equilibrado | 1 | 65666-01 | 65666-01 | |
| Tope inferior | 1 | 64349-02 | 64349-02 | |
| Cubierta ornamental | 1 | 64350-02 | 64350-02 | |
| Cubierta de la caja del interruptor | 1 | 73853-01 | 73853-01 | |
| Botón taponador de la caja del interruptor | 1 | 73854-01 | 73854-01 | |
| Terminal simulado, macho | 1 | 08198-01 | 08198-01 | |
| Terminal simulado, hembra | 1 | 08200-01 | 08200-01 | |
| Extensión del tirador de cadena | 1 | 07611-05 | 07611-05 | |
| Globo / Pantalla | 1 | 84602-04 | 84602-04 | |
| Bombilla | 2 | 77646-04 | 77646-04 | |